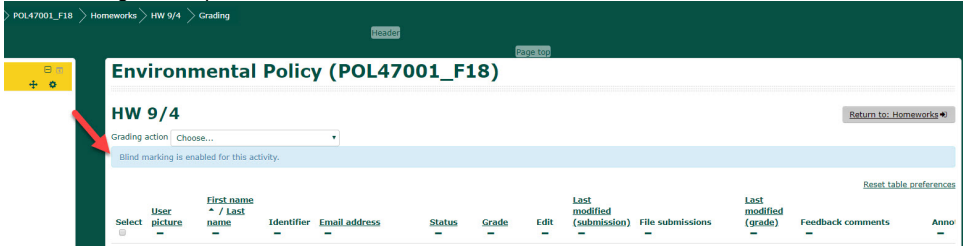


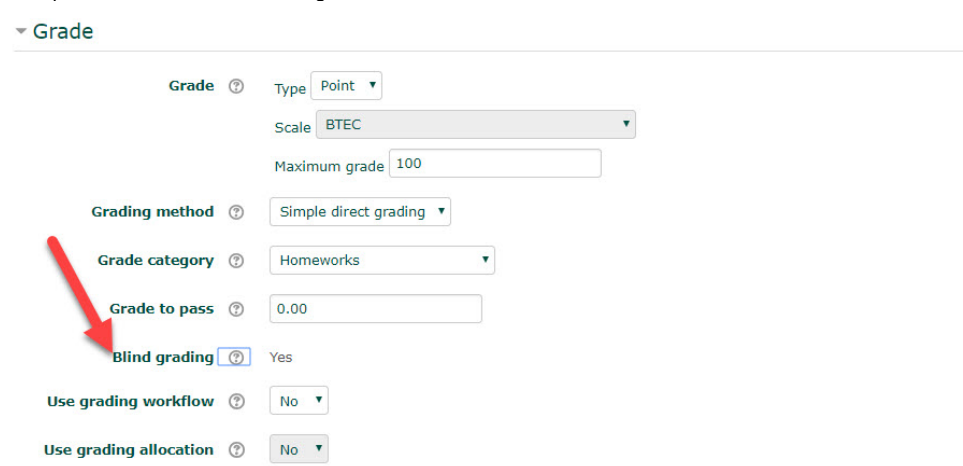
Releasing Grades from Blind Grading

This article will go through how to turn off Blind Grading. Blind Grading is used to hide the identity of students to graders. Some instructors may accidentally turn this setting on, which will lead to the assignment grade not showing up in the gradebook. To make grades appear in the grade book, changes will need to be applied in the gradebook.

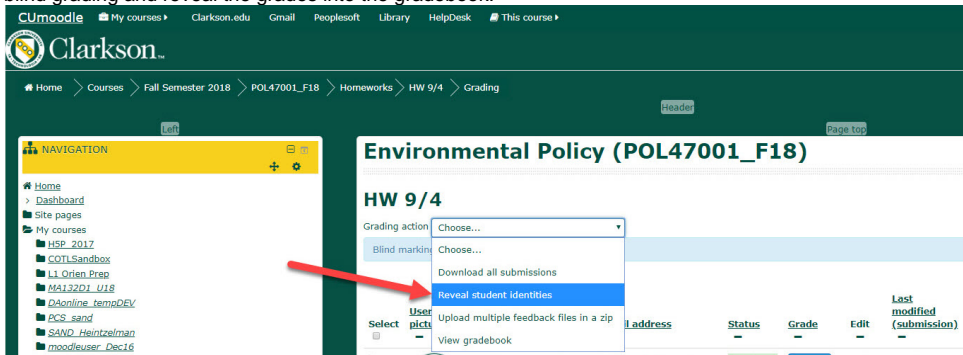
1. To see if blind grading is on go to the assignments page. Select an individual assignment. If the assignment has blind grading on it will have the same message as the picture below.



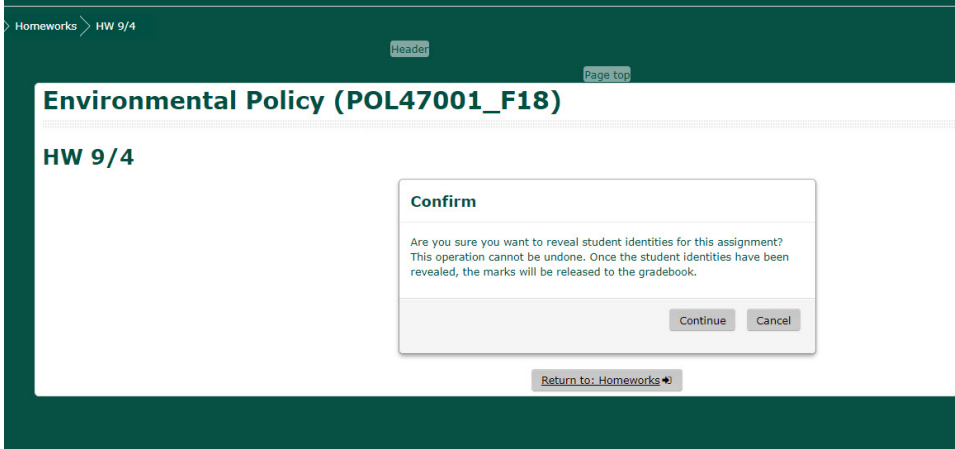
2. Blind Grading is found in the Grade section of the Assignment Activity Settings. At activity set up, this is a Y/N drop down, default is No. The example below shows Blind Grading turned on and locked because student submissions have been received into this assignment.



3. Go back to the assignment and select the drop down menu next to "Grading Action", and select "Reveal Student Identities". This will release the blind grading and reveal the grades into the gradebook.



4. A pop-up message will appear asking if you are sure you would like to release the blind grading, select "Continue".



The screenshot shows a web page with a dark green header. The breadcrumb navigation at the top left reads "Homeworks > HW 9/4". The page title is "Environmental Policy (POL47001_F18)". Below the title, the assignment is labeled "HW 9/4". A white confirmation dialog box is centered on the page. The dialog box has a title "Confirm" and contains the following text: "Are you sure you want to reveal student identities for this assignment? This operation cannot be undone. Once the student identities have been revealed, the marks will be released to the gradebook." At the bottom of the dialog box are two buttons: "Continue" and "Cancel". Below the dialog box, there is a link that says "Return to: Homeworks" with a right-pointing arrow.



Related articles

- [Matlab](#)
- [Echo 360: Lecture Capture in the Classroom](#)
- [Using a Wireless Lapel Microphone in the Classroom](#)
- [Quiz: Creating A Quiz Shell](#)
- [Quiz: Grading by Question](#)