

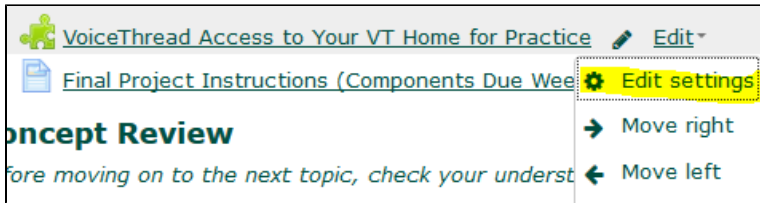
VoiceThread Instructor: ReConnect the VoiceThread External Tool Each Semester

When you import your course content from a previous semester, the VoiceThread links stay with the previous semester because they are relevant to the previous course. Follow the two steps below to reconnect your VoiceThread links and select the VoiceThread options and the links will be ready for the current! Or view the instructional video.

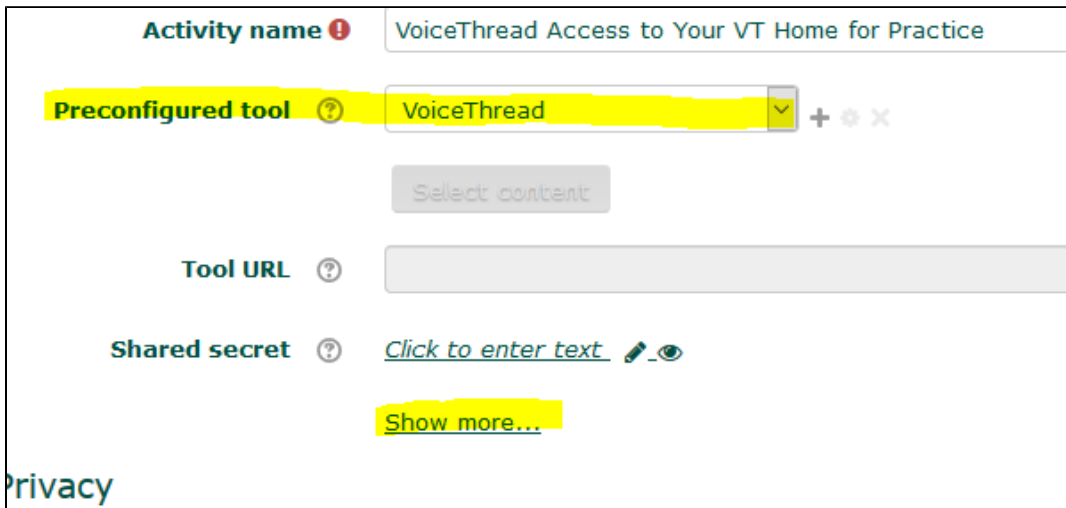
EMBED Video HERE

Step 1. Reconnect the VoiceThread Access Link

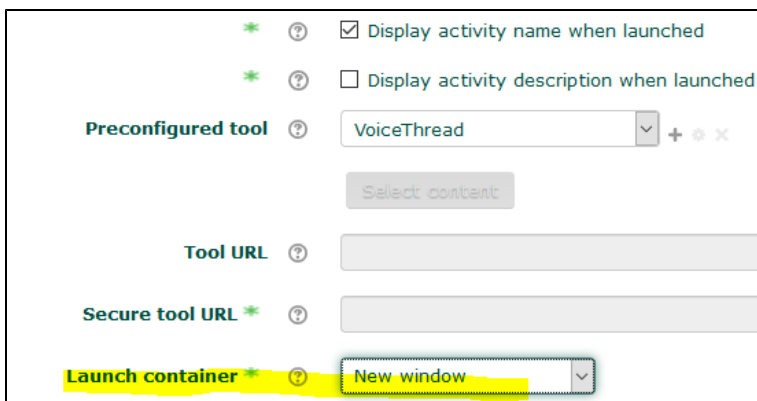
1. Go to your course in Moodle,
2. Turn Editing On
3. Go to the area where the VoiceThread link(s) are located.
4. Click the down arrow to **Edit Settings** for the link:



5. Choose **VoiceThread** for the **Preconfigured** tool:



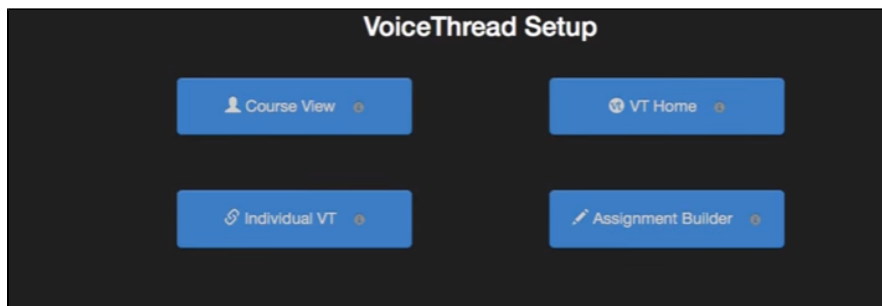
6. Also in the VT settings, click on **Show More** and scroll down to check that the **Launch Container** is 'New Window':



7. Save and Display.

Step 2.

1. Click on the **VoiceThread** link
2. In the Setup window, choose the VoiceThread Activity you want to take place:



VoiceThread is all set for another semester of interaction!

 Clarkson University including the Capitol Region Campuses integrated VoiceThread with Moodle in 2016 so students do not have to create accounts or leave your Moodle course for access. If you have instructions in your course prior to 2016 they are no longer valid; please delete old instructions and replace with this link for students: **Using VoiceThread in Our Class**

Related articles

VoiceThread: [VoiceThread Instructor: Add an Assignment](#)

VoiceThread: [Four simple steps to using VoiceThread in your Moodle courses](#)

Why Use VoiceThread? See Educause: [7 Things You Should Know About VoiceThread](#)

For ideas and examples, visit the [VoiceThread Digital Library](#).

[Students Add a Slide to a VoiceThread](#)

[Students Upload an Assignment in VoiceThread and Allowing for Sharing & Comments](#)

- [VoiceThread Guest Access](#)
- [VoiceThread Instructor: Add an Assignment](#)
- [VoiceThread Instructor: ReConnect the VoiceThread External Tool Each Semester](#)
- [Students Add a Slide to a VoiceThread](#)
- [VoiceThread Student Upload an Assignment in VoiceThread and Allowing for Sharing & Comments](#)