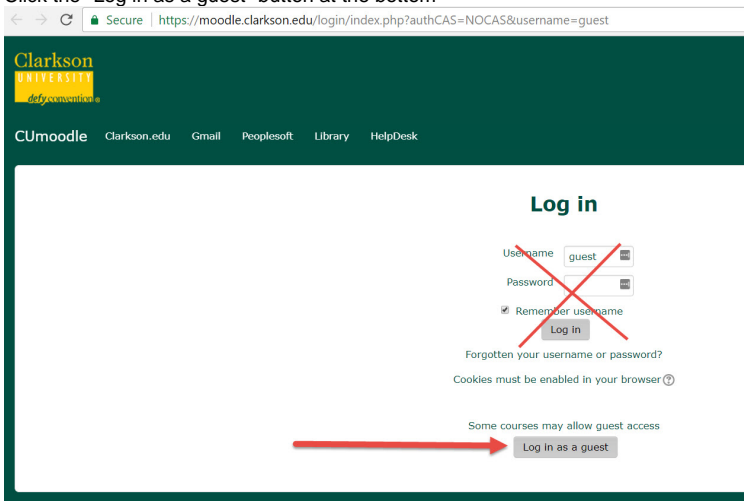


Moodle: Guest Access to Course

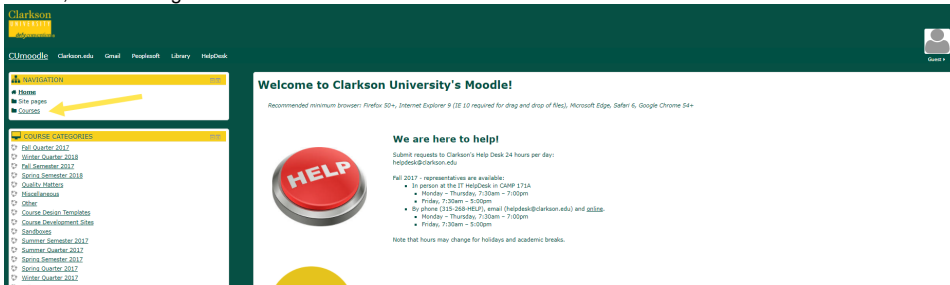
Instructions for Guest Access to designated courses in Moodle:

1. Go to <https://moodle.clarkson.edu/login/index.php?authCAS=NOCAS&username=guest>
2. Click the "Log in as a guest" button at the bottom

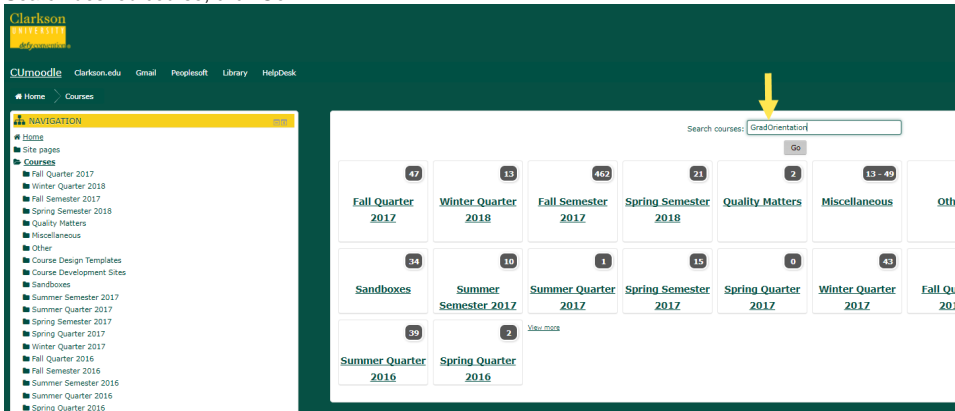


You are now on the front page of Moodle as all students and faculty enter.

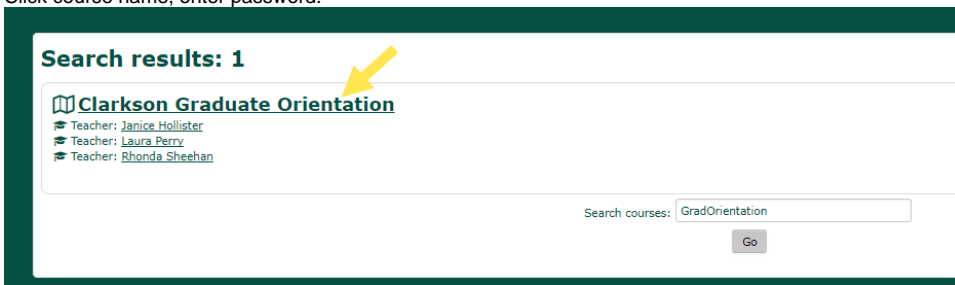
3. On left, under Navigation click Courses link.



4. Search desired course, click Go.



5. Click course name, enter password.



The screenshot shows a search results page with a dark green header. Below the header, the text "Search results: 1" is displayed. A yellow arrow points to the course name "Clarkson Graduate Orientation", which is underlined and preceded by a book icon. Below the course name, three teachers are listed: "Teacher: Janice Hollister", "Teacher: Laura Perry", and "Teacher: Rhonda Sheehan". At the bottom right, there is a search bar containing the text "GradOrientation" and a "Go" button.

You are now on front page of the course as a "guest" user.