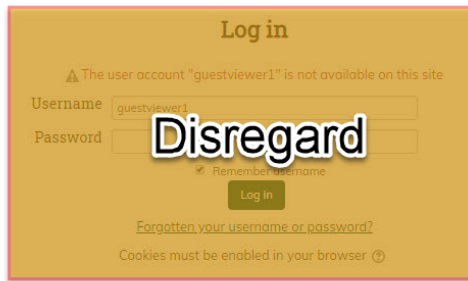


Moodle: Guest Access to Course with Guest Email in CAS

Instructions for Guest Access to designated courses in Moodle:

1. Enter <https://moodle.clarkson.edu>
2. Login to CAS:
Login: **guestviewer1**
Password: **GoClarkson2019#**
3. Click the "Log in as a guest" button at the bottom:



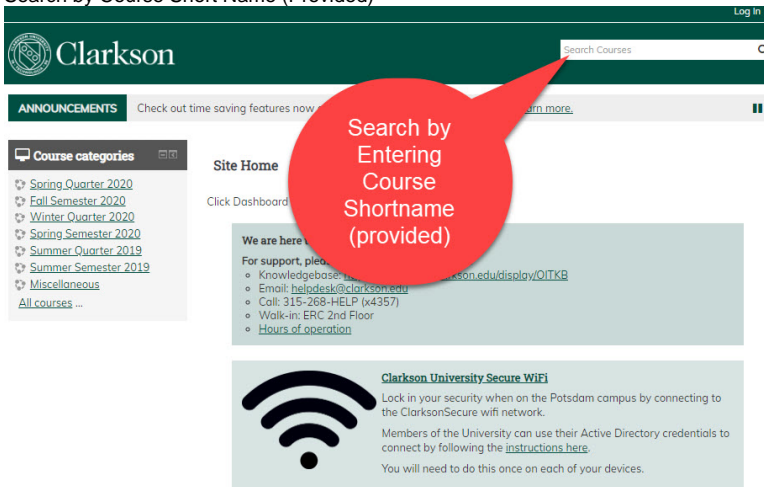
Some courses may allow guest access

[Log in as a guest](#)

Enter HERE


You are now on the front page of Moodle as all students and faculty enter.

4. Search by Course Short Name (Provided)



5. Click course name to enter course.

Search results: 1

 **Clarkson Graduate Orientation**

Teacher: [Janice Hollister](#)
Teacher: [Laura Perry](#)
Teacher: [Rhonda Sheehan](#)

Search courses:

You are now on front page of the course as a "guest" user.

6. If prompted, enter Course Password (Provided).